

caliTEST stationary

Type 5413-5761/...

Stationary calibration device for torque wrenches

caliTEST stationary is a calibration device for fast and precise testing and calibration of torque wrenches. The calibration devices 300 N·m/1 000 N·m/1 500 N·m can be extended with an optional 50 N·m unit in order to achieve a calibration range of 0.5 N·m to 1 500 N·m.

- Calibration and testing of indicating and setting torque wrenches in accordance with the requirements of DIN EN ISO 6789:2003 and VDI/VDE 2645 Part 2
- Attainable measurement uncertainty of $\leq 1\%$
- Internationally recognized as the calibration standard for laboratories
- Multirange torque reference transducers
- CEUS software platform



caliTEST stationary 1 500 with optional 50 N·m unit

Description

The calibration device consists of a base unit with the mounting fixture for torque wrenches, a drive unit with a multirange torque reference transducer, an electronic measurement and control system, and an evaluation system.

The torque wrenches to be calibrated are mounted horizontally and coupled to the drive via exchangeable square adapters as specified in DIN 3121. A freely adjustable wrench support enables the torque wrench to be accommodated in a standard manner. The maximum possible wrench length varies depending on the testing equipment.

The optional 50 N·m unit can be positioned on the left or right side.

Application

The tool to be tested or a corresponding test specification is selected or set in the Windows CEUS software via the evaluation unit, and the test program / test procedure is started.

When calibrating torque wrenches, the multirange torque reference transducer measures the torque applied by the drive unit.

The calibration device is controlled by an integrated electronic measurement and control system, so that fast automatic tests with cyclic load application are possible.

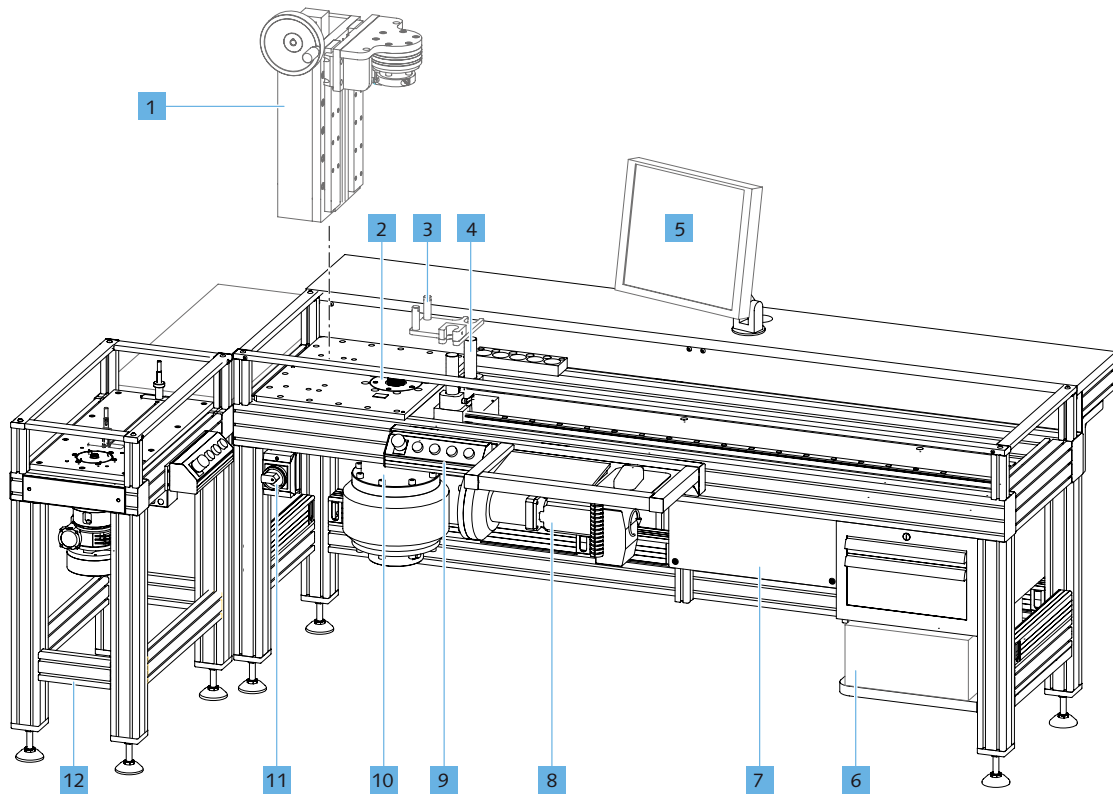
All measured values are displayed on screen during testing and are subsequently analyzed by the CEUS software, evaluated according to specifications and used to create the certificate.

Technical data

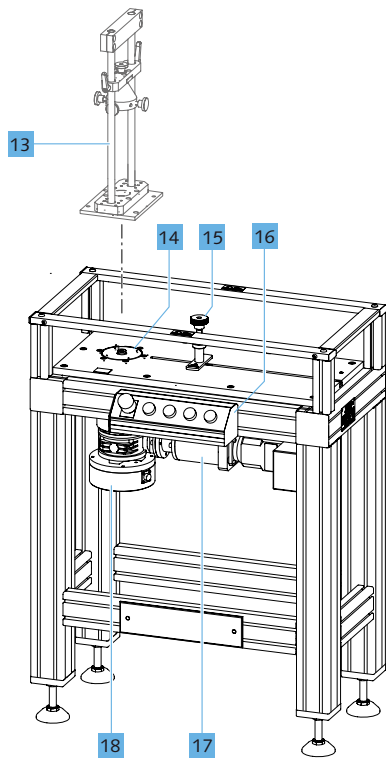
caliTEST stationary	50 N·m	300 N·m	1000 N·m	1500 N·m
Measuring range	0.5 ... 50 N·m	3 ... 300 N·m	10 ... 1000 N·m	15 ... 1500 N·m
Maximum speed of rotation	8.4°/s	9°/s	9°/s	9°/s
Minimum effective length (with optional wrench supports)	90 mm	75 mm	75 mm	75 mm
Maximum effective length	500 mm	1060 mm	1700 mm	2400 mm
Maximum wrench length	550 mm	1215 mm	1857 mm	2555 mm
Attainable measurement uncertainty acc. to DKD-R 3-8	≤1 %			
Line voltage	230 V +/-10% (115 V with optional transformer)			
Line frequency	50 Hz/60 Hz			
Power consumption	max. 3 kVA			
Degree of protection (DIN EN 60529)	IP 20			
Protection class (DIN EN 61140)	I			
Operating temperature range (nominal temperature range)	10 ... 40 °C			
Storage temperature range	-20 ... 70 °C			
Air humidity	max. 70%, non-condensing			
Weight	approx. 85 kg	approx. 305 kg	approx. 385 kg	approx. 465 kg

Options

- Connection for external sensors
- Sensor testing device for 300 N·m, 1000 N·m or 1500 N·m calibration devices
- Wrench support to 250 N·m for short torque wrenches for 300 N·m, 1000 N·m or 1500 N·m calibration devices
- Mount for torque wrenches in screwdriver form for 50 N·m calibration device
- Label printer
- Barcode scanner
- Special custom solutions



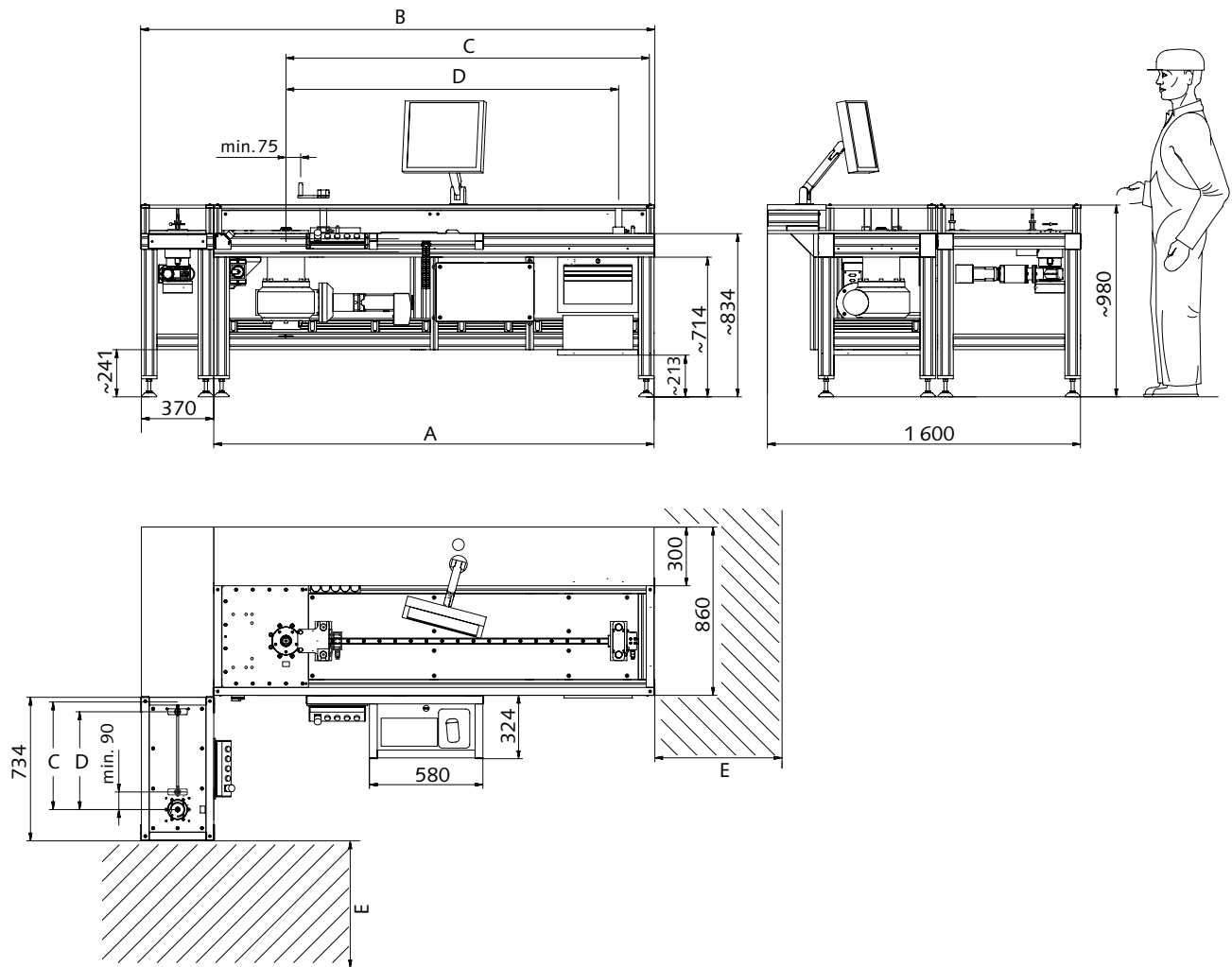
caliTEST stationary with optional 50 N·m unit at glance (1000 N·m calibration device is shown here)



caliTEST stationary 50 at a glance

- 1 Sensor testing device (optional)
- 2 Multirange torque reference transducer
- 3 Wrench support for short torque wrenches up to 250 N·m (optional)
- 4 Wrench support (adjustable)
- 5 Touchscreen (optional)
- 6 PC evaluation system (optional)
- 7 Electronic measurement and control system
- 8 Drive unit
- 9 Adjustable control panel for calibration device control and keyboard and mouse for PC operation
- 10 Fixture for multirange torque reference transducer and position sensing
- 11 Main switch
- 12 Calibration device caliTEST 50 N·m (optional)
- 13 Mount for torque wrenches in screwdriver form (optional)
- 14 Multirange torque reference transducer 50 N·m
- 15 Wrench support (adjustable)
- 16 Stationary control panel for calibration device control
- 17 Drive unit 50 N·m
- 18 Fixture for multirange torque reference transducer 50 N·m and position sensing

Dimensions of caliTEST stationary



Device dimensions (1 000 N·m calibration device is shown here)

caliTEST stationary	50 N·m	300 N·m	1000 N·m	1500 N·m
A	–	1 610 mm	2 250 mm	2 950 mm
B	–	1 988 mm	2 628 mm	3 328 mm
C Maximum wrench length	550 mm	1 215 mm	1 857 mm	2 555 mm
D Maximum effective length	500 mm	1 060 mm	1 700 mm	2 400 mm
E Minimum clearance/in transit	650 mm			

Windows is a registered trademark of Microsoft Corporation.