



Cable mounting and demounting on Sensor Type 6161AA Kabelmontage und Demontage an Sensor Typ 6161AA

Step 1




Sensor Type 6161AA connecting cable Type 1653A
Sensor Typ 6161AA Verbindungskabel Typ 1653A

Step 2




Fit tool Type 1300A49
Passungswerkzeug Typ 1300A49

Step 3



Turn to left
Nach links drehen

Step 4



Remove cable from the sensor
Kabel vom Sensor entnehmen

To mount the cable follow steps in reverse!
Um das Kabel zu befestigen umgekehrt vorgehen!